

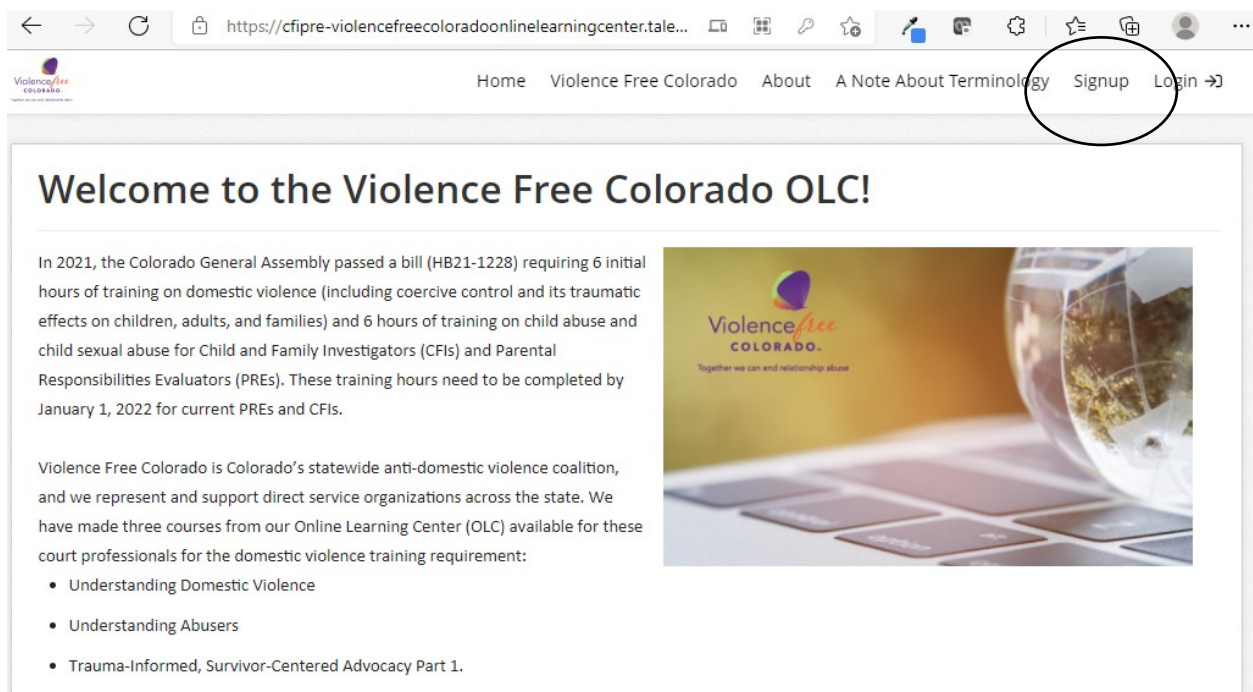
How to Make Your Payment

Accessing the courses should be an easy task. If you experience any problems or have questions, please contact me, Tracy Griffith, at tgriffith@andrasteconsulting.net.

1. Open your Internet browser and go to:

<https://cfipre-violencefreecoloradoonlinelearningcenter.talentlms.com/index>

2. Click on the link to Sign Up in the upper right corner of the screen.



The screenshot shows a web browser window with the URL <https://cfipre-violencefreecoloradoonlinelearningcenter.tale...>. The page header includes a logo for Violence Free Colorado and a navigation menu with links for Home, Violence Free Colorado, About, A Note About Terminology, Signup, and Login. The 'Signup' link is circled in black. The main content area features a heading 'Welcome to the Violence Free Colorado OLC!' followed by a paragraph about the 2021 Colorado General Assembly bill (HB21-1228) requiring 6 hours of training on domestic violence. Below this is another paragraph about the statewide anti-domestic violence coalition and a list of three available courses: Understanding Domestic Violence, Understanding Abusers, and Trauma-Informed, Survivor-Centered Advocacy Part 1. An image of a laptop keyboard with a glass of water is also visible.

How to Make Your Payment

3. Create your account by entering the required information.

Sign up

FIRST NAME

e.g. John

LAST NAME

e.g. Doe

EMAIL ADDRESS

e.g. jdoe@example.com

USERNAME

e.g. jdoe

PASSWORD

PROGRAM/ORGANIZATION NAME

STATE

Select an option...

PHONE NUMBER (IN CASE WE NEED TO CONTACT YOU)

HOW DID YOU LEARN ABOUT THE OLC?

Select an option...

Create account

[Log in](#)

How to Make Your Payment

4. Click on Welcome CFIs and PREs. You are required to take this introduction course before you attempt to make your payment and take the 3 courses.

You will take a brief required course that explains how to make your payment and use the system.

Thank you for visiting the Online Learning Center. Let us know if something doesn't work as expected or you experience problems while using the site.

Please contact Tracy Griffith via email at tgriffith@andrasteconsulting.net

[Ok got it!](#) [Remind me later](#)

Home

Search my courses Info Name Grid Table

1 courses in progress	0 courses not passed	0 completed courses	0h 0m training time	0 certifications
---------------------------------	--------------------------------	-------------------------------	-------------------------------	----------------------------

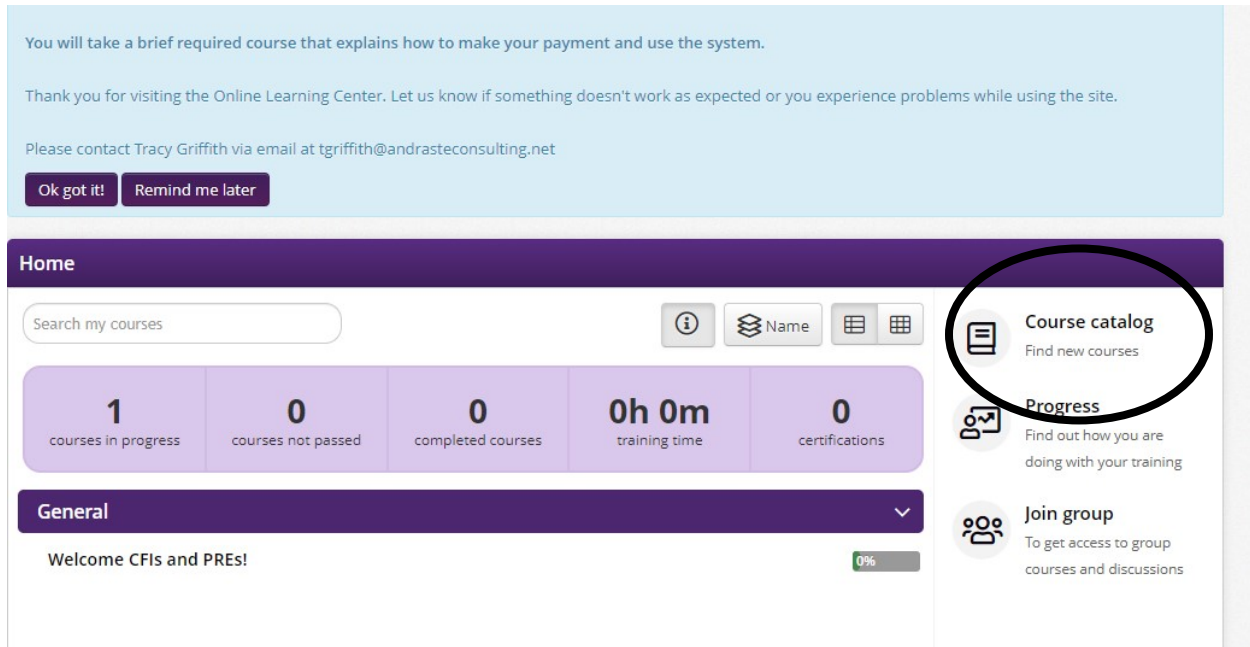
General 0%

Welcome CFIs and PREs

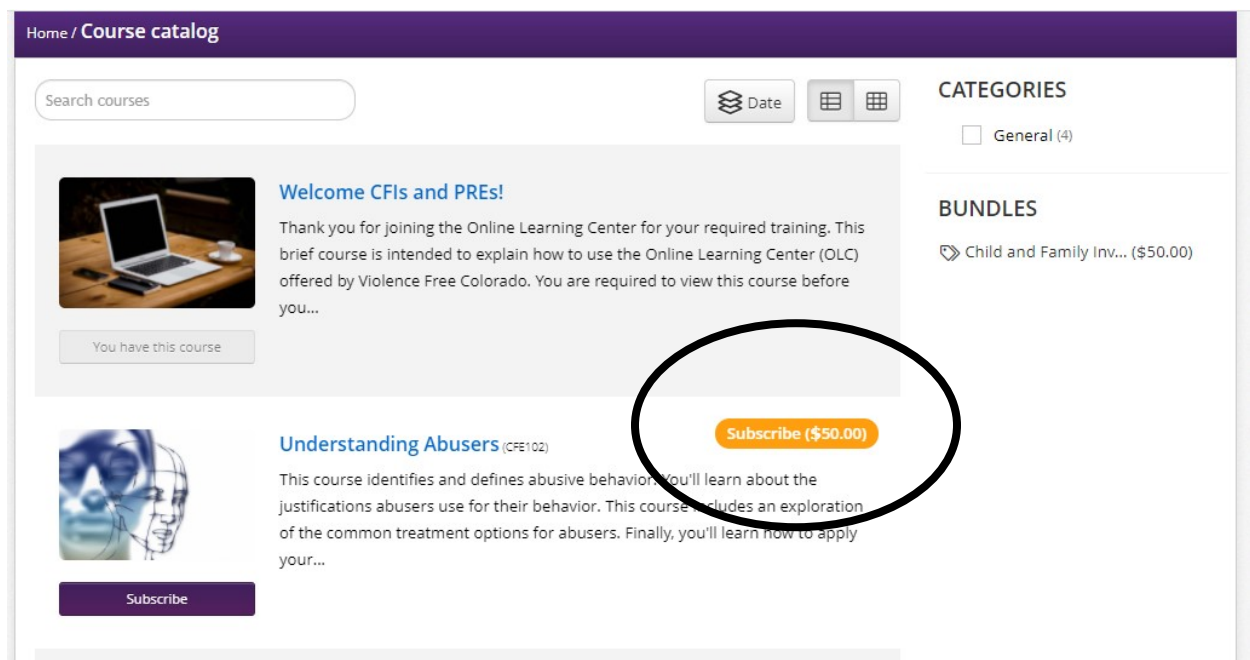
- Course catalog**
Find new courses
- Progress**
Find out how you are doing with your training
- Join group**
To get access to group courses and discussions

How to Make Your Payment

5. After completing the Welcome course, click on the Course Catalog link along the right side of the screen.

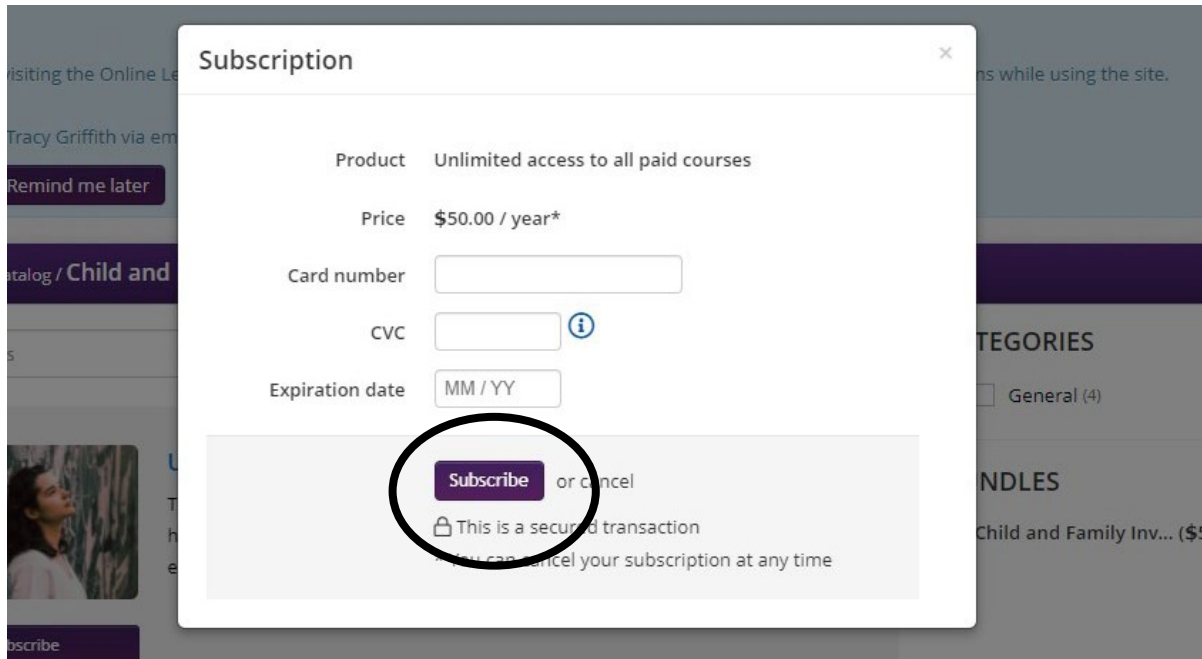


6. You'll see a list of courses with prices. Click on any course to subscribe. You'll have access to all 3 courses but will be prompted to make a payment 1 time only.



How to Make Your Payment

7. Enter your credit card information and click on the Subscribe button. You'll be taken to Stripe to complete the payment.



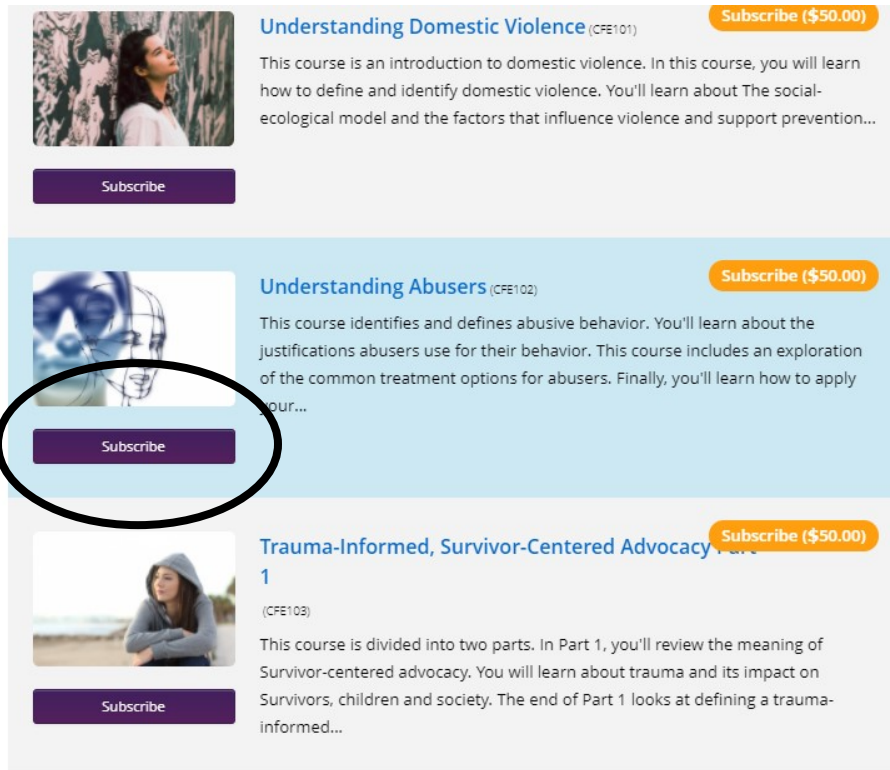
The image shows a 'Subscription' modal window overlaid on a website. The modal contains the following information:

- Product:** Unlimited access to all paid courses
- Price:** \$50.00 / year*
- Card number:** [Input field]
- CVC:** [Input field] ⓘ
- Expiration date:** [Input field] MM / YY

At the bottom of the modal, there is a purple **Subscribe** button, which is circled in black. To the right of the button is the text 'or cancel'. Below the button, there is a lock icon and the text 'This is a secured transaction' and 'You can cancel your subscription at any time'.

How to Make Your Payment

8. When you go back to the Learning Portal, you'll have access to the courses. You'll see the Subscribe buttons still have \$50 on them. Do not panic! **You'll click on the Subscribe button for each course to add it to your course catalog, but you won't be prompted to pay again.**



Understanding Domestic Violence (CFE101) Subscribe (\$50.00)

This course is an introduction to domestic violence. In this course, you will learn how to define and identify domestic violence. You'll learn about The social-ecological model and the factors that influence violence and support prevention...

Subscribe

Understanding Abusers (CFE102) Subscribe (\$50.00)

This course identifies and defines abusive behavior. You'll learn about the justifications abusers use for their behavior. This course includes an exploration of the common treatment options for abusers. Finally, you'll learn how to apply your...

Subscribe

Trauma-Informed, Survivor-Centered Advocacy (CFE103) Subscribe (\$50.00)

1

This course is divided into two parts. In Part 1, you'll review the meaning of Survivor-centered advocacy. You will learn about trauma and its impact on Survivors, children and society. The end of Part 1 looks at defining a trauma-informed...

Subscribe

BUNDLES

Child and Family Inv... (\$50.00)